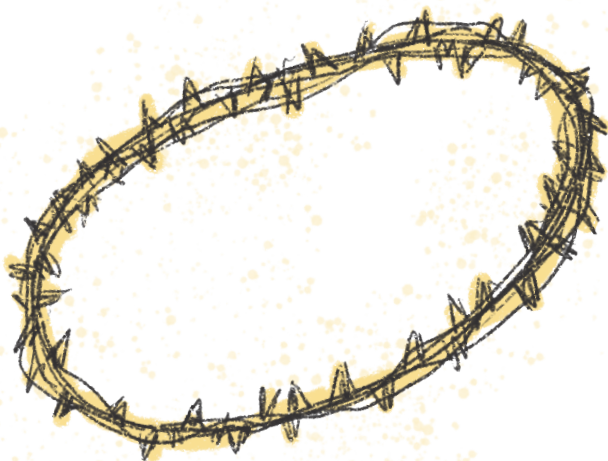

Holy Week

Devotional Guide



→ tcc →
kids

Hey there, TCC families!

The celebration of Easter can often be taken over by family obligations, traditions, expectations, Easter baskets, egg hunts, special outfits, and so much more! While these things can be very meaningful and fun, they can also be distracting. The truth is, this is the most important holiday we celebrate as Christians. Easter is a time to remember the suffering Christ went through as He took the punishment for our sins and died in our place, as well as a time to remember the miracle that happened when He rose from the grave and conquered death for all time!

Our prayer is that this devotional would be a helpful resource for your family this week as you prepare your hearts and your children's hearts for the celebration of Easter on Sunday!

For each day of the week starting on Palm Sunday, we have provided you with a devotional guide. Each day includes the following sections:

READ: In this section, we will give you possible Scriptures to read. If there is a Jesus Storybook Bible reference, we will include that as well. You can always use a favorite children's Bible!

SAY: We have provided you with a short explanation of what happened in kid-friendly language. Feel free to read it out loud or simply summarize it with your kiddos!

ASK: We included a few questions that might help promote discussion with your kids. Use these as brainstorming techniques to help get the conversation going. Not every question needs to be discussed. Allow the conversation to play out based on your children's responses.

PRAY: There is a short prayer that is provided for each day to help you focus on the Scripture. This could be read aloud or you could come up with your own prayer together as a family.

DO: Here, we will give you an optional activity and craft that you can do together as a family to help focus your hearts on the day's devotion. Some families enjoy crafts more than activities or vice versa. Feel free to use these and adapt them for what works best for you! The hope is that these activities will give kids a visual reminder of what they have just learned.

This is not meant to put more pressure on you as parents but simply to give you some tools to use. Use as little or as much as you want based on what works for your family! When it comes to spending time together as a family and studying God's Word, there are no "failures." Intentional time with God will never return void!

Palm Sunday: *Jesus came to Jerusalem*

READ: Matthew 21:1-9

SAY: When Jesus came with his disciples to Jerusalem for the Passover feast, He had a pretty fancy entrance! They rolled out the red carpet for Him...well sort of! His followers put their cloaks on the ground and waved palm branches in the air as He rode in on a donkey. He was welcomed as a king with shouts of “Hosanna!” This makes sense because we know that Jesus is the King of all Kings! This entrance gives us a picture of what it will be like when Jesus returns someday! The only problem here is that this welcome didn’t last very long. Jesus would die on a cross only a few days later.

ASK: How did the people in Jerusalem welcome Jesus? If you were there and got to meet Jesus, how would you welcome Him? What would you say to Him? The people praised Him. What are some things we can praise God for?

PRAY: Lord, we know that you are the King of Kings and worthy of all of our praise! Help us to always praise you no matter what happens. Amen. We praise you because _____. (Take time for each family member to say one reason they want to praise God).

DO: **Activity** - Act out the story with your family members. Trace children's hands on green construction paper and cut them out to make palm branches. Take turns spreading out coats or blankets on the floor and allowing different family members to walk in as Jesus did. (Or ride on a "donkey" if you are so brave)! The rest of the family should shout and cheer and say, "Hosanna," as they come in.

Craft - Make a praise poster. Use paper of any kind to create a praise poster. Allow your kids to decorate it with green handprints and drawings. Write on the poster the different reasons you can praise God as a family.



Monday: *Jesus Cleansed the Temple*

READ: Matthew 21:12-17

SAY: Do you think that Jesus ever got angry? He did! The temple was a very holy and special place where people would go to pray to God and offer sacrifices for their sins. However, there were people who had turned it into a store! They were selling animals for people to sacrifice and cheating people out of money. This made Jesus VERY angry! He drove them out of the temple and told them that it was supposed to be a place of prayer. It may be difficult to picture Jesus being angry, but remember that sin separates us from God and breaks His heart. Sin is something that makes God very, very angry.

ASK: Is being angry a sin? What are some things that make you angry? How can our anger lead to sin? What are some things that make God angry? Do you think prayer is important to God? Why or why not?

PRAY: Jesus, help us to be angry about the same things that anger you. Forgive us for our sins. Help us to always devote a special time and place for prayer with you. Thank you for showing us what is right and what is wrong, and help us to always stand up for what is right.

DO: **Activity** - Create a space in your home together as a family for your devotion and prayer. Maybe place some pillows or blankets in the area and put a candle there that you could light each night as you do your devotion. Allow kids to give their input on where and what you could do to make the space not distracting and a place for prayer. If possible, you could make this a permanent prayer space in your home.

Craft - Create coin rubbings by placing coins under a sheet of paper. Then, take an unwrapped crayon and roll it over the top of the paper. Tell children to draw a large red circle around the coins and put a line through it. They can draw praying hands on the paper to show that the temple was meant for prayer, not money.



Tuesday: *Jesus is Anointed*

READ: Matthew 26:6-13; *Jesus Storybook Bible: "Washed with Tears"*

SAY: When Jesus was at a friend's house eating, a woman came and did something crazy! She had a jar of perfume that was very expensive, and very precious. She came to Jesus and fell at His feet. She broke the jar and poured out the perfume. The leaders were upset, but Jesus thought it was beautiful! She knew she was a sinner and needed Jesus, so she treated him like a king. Just like King David had been anointed with oil, Jesus was anointed with her perfume.

The way that the woman poured out the perfume is a picture of what would happen in the next few days. Jesus would pour himself out for us. His blood would run to the ground, and God's most prized possession, His son, would die in our place.

ASK: What is something that is precious and valuable to you? Would you be willing to give it up to be close to Jesus? Would it be hard to do?

PRAY: Dear Jesus, thank you for pouring yourself out for us. Thank you for giving all you had on the cross just so you could have a relationship with us.

DO: **Activity** - Brainstorm what each family member's most prized possession would be. Talk about how difficult it might be to give it up. Choose one item in your home that you could donate to someone in need.

Craft - Take a piece of paper and cut out the shape of a jar or perfume bottle. Have children color and decorate it. Put one spray of perfume or cologne or a drop of essential oil on the jar.



Wednesday: Jesus Washed Feet

(This technically happened at the Passover feast on Thursday, but we wanted to give space for this important part of the Easter story, so we separated them into 2 days.)

READ: John 13:1-20; *Jesus Storybook Bible: “The Servant King”*


SAY: Before Jesus was betrayed, arrested, and crucified; He had one last meal with His disciples. At this meal, He did something completely unheard of. He got a bowl of water and a towel and He washed His disciples’ feet. This may not seem like a big deal to you, but in Jesus’ day, this would have been the job of a servant. It was a stinky, dirty job that no one would ever expect the King of all Kings to do! Jesus did this to show them that a true King is someone who serves others. Jesus humbled Himself in this moment as a picture of how He would serve all of us and humble Himself on the cross the very next day.

ASK: Why do you think Jesus chose to wash His disciples feet? What would it be like to wash the feet of someone you know or a family member? What are some ways you can serve others around you?

PRAY: Dear Jesus, thank you for showing us how to love and serve others. Thank you for your patience with us, and for showing us how to have the heart of a servant. Help us to serve those around us and put them first.

DO: Activity - As a family, wash one another's feet. Get a basin of warm, soapy water and several towels. We suggest that the head of the household goes first. As you wash each family member's feet, take a moment to pray specifically for that person.

Craft - Trace the feet of the people in your family on a piece of paper and cut them out. Write "John 13:15" on the feet. Throughout the rest of the week, each family member should find a way to serve someone else. When they do so, they can leave the foot cut-out behind as a reminder of why they did it. For example, If a child washes the dishes one night, he can put his foot on the dishwasher or near the sink.



Thursday: *The Last Supper*

READ: Matthew 26:26-29; 36-46; *Jesus Storybook Bible: "A Dark Night in the Garden"*

SAY: What is your favorite meal? Can you think of a time when you had a very special meal with friends or family? Jesus had a special meal with his friends the night he was arrested.

During this Passover meal, Jesus shared bread and wine and told His disciples that they represented His body and His blood. These were symbols of what would happen to him in the following hours.

After dinner, one of His close friends, Judas, betrayed him. He told the guards where Jesus would be, and he was paid 30 pieces of silver.

Jesus had gone to the garden to pray and be alone with God. He was sad and nervous, not because He didn't know what would happen but because He did. He knew He was about to endure great pain and suffering, but He chose to do it because He loves us so much. The guards found Him in the garden and arrested Him.

ASK: Do you know what the bread and wine represented at the meal? What does it mean to betray someone? How do you think this made Jesus feel? What do you think Jesus was feeling when He prayed in the garden?

PRAY: Jesus, thank you for giving your body as a sacrifice for our sins. Thank you that even though you knew what was going to happen, you were obedient to God and suffered in our place.

DO: Activity - Have a special time to take communion together as a family. Have a piece of bread and grape juice and discuss together what the meaning behind these items are and how they relate to today's story. Pray together.

Craft - Using play dough or modeling clay, have your child make a cup and a loaf of bread. Then on a paper plate, have your child create a special meal of their choice using the dough. Remind them that Jesus had a special meal with His friends and what the cup and the bread represented.



Good Friday: *Jesus is Crucified*

READ: Mark 15:16-41; *Jesus Storybook Bible: "The Sun Stopped Shining"*


SAY: You could say that the day Jesus died was the saddest day in the history of the world. A perfect lamb (Jesus), spotless and white was tortured, humiliated and killed. So, why would today be called Good Friday? It is because Jesus died in our place. It is the best news for us because it means we get the chance to live with Him forever in heaven. (Try to have a moment of silence together as a family to mark this moment in history. Encourage your children to close their eyes and think on what Jesus did for them.)

ASK: What did Jesus go through to take the punishment for our sins? Why did He do this? What do you think He felt that day?

PRAY: Dear Jesus, thank you so much for the ultimate sacrifice that you made. Thank you for suffering in my place and humbling yourself on the cross. We should be punished for our sin, but instead, the perfect lamb of God took our place. Help us remember all that you gave up for us.

DO: **Activity** - Place a white carnation in a vase of water with red food coloring in it. If you wait long enough, you will see the white carnation begin to turn red as it takes on the red water. In the same way, Jesus, the spotless, pure lamb, took on our sin as His own when He died on the cross. (This activity would also work with a paper towel if you are unable to get a carnation).

Craft - On a white piece of paper, draw a cross. In black marker, have family members write examples of sin. As a family, glue small pieces of red tissue paper to the cross until it is completely covered. Tell children that the white paper represents how Jesus was perfect and clean. The black ink shows how He took our sins on Him on the cross and the red paper shows how His blood covers it all.



Saturday: *Praying and Waiting*

READ: Mark 15:42-47

SAY: The moment Jesus died, the sun stopped shining. Jesus was separated from His heavenly Father because He had our sin on Him, which is the worst thing that could have ever happened to Him. His body was taken and placed in a tomb, which was like a big cave. A huge rock was placed in front of the tomb and sealed in place. Everyone was sad and the earth was dark, but this wouldn't last for long. He was so powerful that he could have immediately risen from the dead, but He waited. He showed us His patience and His perfect plan. Jesus would bring hope and joy and change absolutely everything very soon.

ASK: How did the soldiers try to make sure His body would stay in the tomb? What do you think that Jesus' disciples were thinking and feeling the day after His death? Is there anything in your life that you are waiting for? Is it hard to wait?

PRAY: Jesus, just like Mary and the disciples were sorrowful and waiting for your return, we wait eagerly for you to return to Earth. Thank you for your patience with us and thank you for dying so we could live.

DO: Activity - Drop off a gift for a neighbor. You could buy an Easter lily, bake some cookies, or make a gift. Be sure to include a sign or card that says, "Joy comes in the morning!" Psalms 30:5. You can leave it on their doorstep. Spend some time as a family praying for your neighbor.

Craft - Draw a flower in a pot on a piece of paper and have your child glue a few seeds of any type in the pot. Have them use vibrant colors to color the flower. Talk about how a seed looks dead when you put it in the ground, but if you give it time, water, and sunlight, it will grow into a beautiful flower. Even though Jesus was dead, He would come out of the grave and conquer death. Out of something horrible and sad came something completely beautiful!



Sunday: *He's Alive!*

READ: Mark 16:1-7; *Jesus Storybook Bible: "God's Wonderful Surprise"*

SAY: The best part of the whole Bible happened on this day. Mary and Mary Magdalene went to the tomb and did not find Jesus' body. They found the stone rolled away and an angel there instead. Jesus was no longer dead! He was alive! All the sorrow and suffering was wiped away in a single moment!

This is the best news of all time and a reason to celebrate! This is one reason we go to church on Easter - to celebrate this miracle with other believers!


ASK: Anytime is the right time to talk with your child about their relationship with Jesus. Today would be an excellent day to reflect on what they have learned and felt this week as they walked through the journey Jesus took to the cross. You can use the following questions to help guide a conversation about accepting Jesus as their savior if they are ready for this step.

- Who is Jesus? (He is God's Son)
- Why did God send Jesus? (To rescue us from our sin.)
- What does it mean to sin? Are you a sinner? (To disobey God, yes)
- Why did Jesus have to die? (He took our punishment for us)
- How should we respond? (repent of our sin and trust in God)
- Is there anything we can do to earn God's love or God's forgiveness of our sin? (no, salvation comes through grace)

PRAY: Jesus, what more can we say but thank you! Thank you for the gift of new life in you! We give you all the glory, honor and praise!

DO: Activity - Enjoy a worship service with your family and celebrate what God has done!

Craft - Put painter's tape on a piece of paper in the shape of a cross and have kids color over it with crayons, marker, or paint. When you remove the tape, you will see an outline of the cross. Write the words "He is Risen" on the cross.





twocitieschurch.net/kids